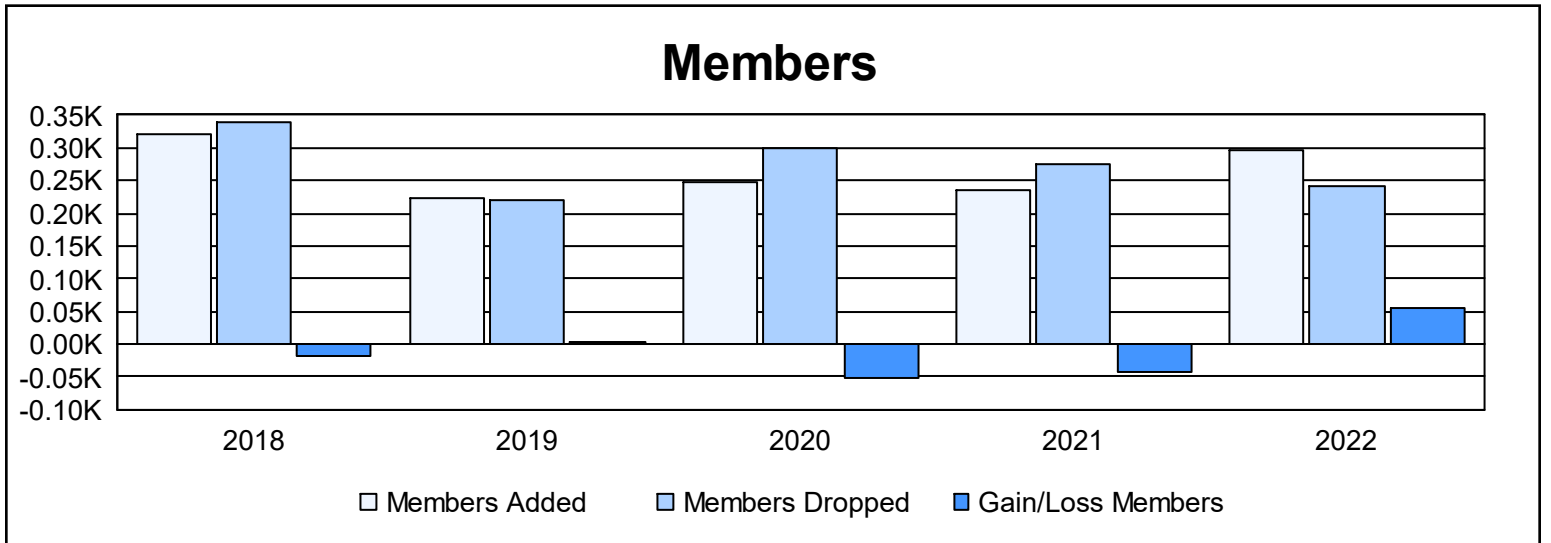
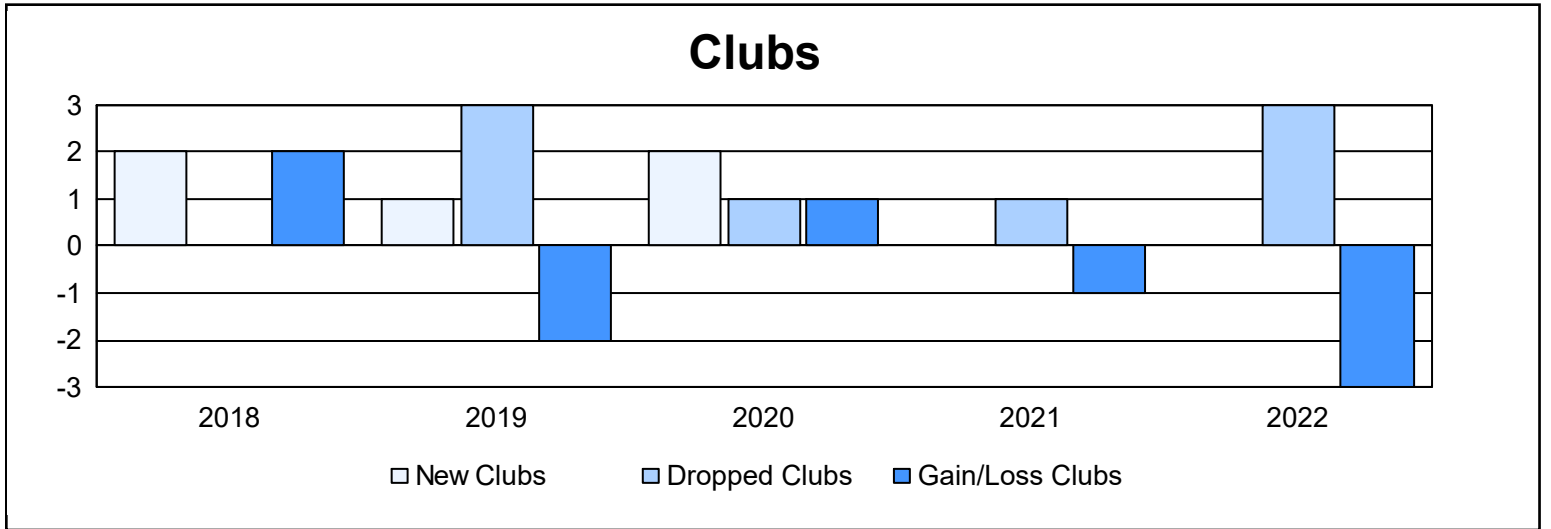
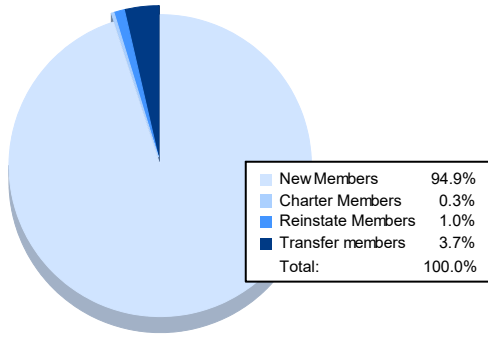


| Year           | New Clubs | Dropped Clubs | Gain/ Loss Clubs | New Members | Charter Members | Reinstate Members | Transfer Members | Total Member Added | Total Members Dropped | Gain/ Loss Members |
|----------------|-----------|---------------|------------------|-------------|-----------------|-------------------|------------------|--------------------|-----------------------|--------------------|
| 2017-2018      | 2         | 0             | 2                | 248         | 55              | 2                 | 17               | 322                | 339                   | -17                |
| 2018-2019      | 1         | 3             | -2               | 176         | 29              | 10                | 9                | 224                | 221                   | 3                  |
| 2019-2020      | 2         | 1             | 1                | 183         | 46              | 13                | 6                | 248                | 299                   | -51                |
| 2020-2021      | 0         | 1             | -1               | 211         | 5               | 10                | 9                | 235                | 276                   | -41                |
| 2021-2022      | 0         | 3             | -3               | 282         | 1               | 3                 | 11               | 297                | 242                   | 55                 |
| <b>Average</b> | <b>1</b>  | <b>2</b>      | <b>-1</b>        | <b>220</b>  | <b>27</b>       | <b>8</b>          | <b>10</b>        | <b>265</b>         | <b>275</b>            | <b>-10</b>         |



### Membership Composition June 2022 Cumulative



### Gender Composition June 2022 Cumulative

